

Scaled data based on original data using
LM-79-08 Approved Method: Electrical and Photometric Measurements of Solid-
State Lighting Products

Test Report Prepared for
Cooper Lighting Solutions
(formerly Eaton)

Brand: STREETWORKS

Report Number: P300759

Luminaire Tested: **GAA-AF-07-LED-U-AFL-600-HSS**

Issue Date: 3/3/2020

Test Information

Test Method: LM-79-08
Report Number: P300759
TEST IS SCALED FROM IESNA LM-79-08 TEST DATA (P24297)
Test Lab: INNOVATION CENTER P2
Issue Date: 3/3/2020
Manufacturer: COOPER LIGHTING SOLUTIONS (FORMERLY EATON)
Product Line: STREETWORKS
Catalog Number: GAA-AF-07-LED-U-AFL-600-HSS
Description: GALLEONAIRE AREA AND ROADWAY LUMINAIRE
(7) 70 CRI, 4000K CCT 600mA LIGHTSQUARE WITH 16 LEDS EACH AND Automotive Frontline WITH HOUSESIDE SHIELD OPTICS
Light Source: -
Ballast/Driver: -

Summary

Lumens per Lamp: N/A
Luminaire Lumens: 20627 lumens
Efficiency: N/A
Efficacy: 91.3 lumens/watt
Luminous Opening: Rectangular (W 2' x L: 1' x H: 0')
IES Classification: Type II - Short - Full Cutoff
BUG Rating: B2 - U0 - G2

Input Watts (W): 226
Input Voltage (V): NR
Input Current (Ain): NR
Voltage Rise (V): NR
Power Factor: NR
Total Harmonic Distortion (THDi): NR
Frequency (hertz): 60
Stabilization Time: NR
Operation Time: NR
Ambient Temperature (°C): NR
Test Distance: 28.75 FT

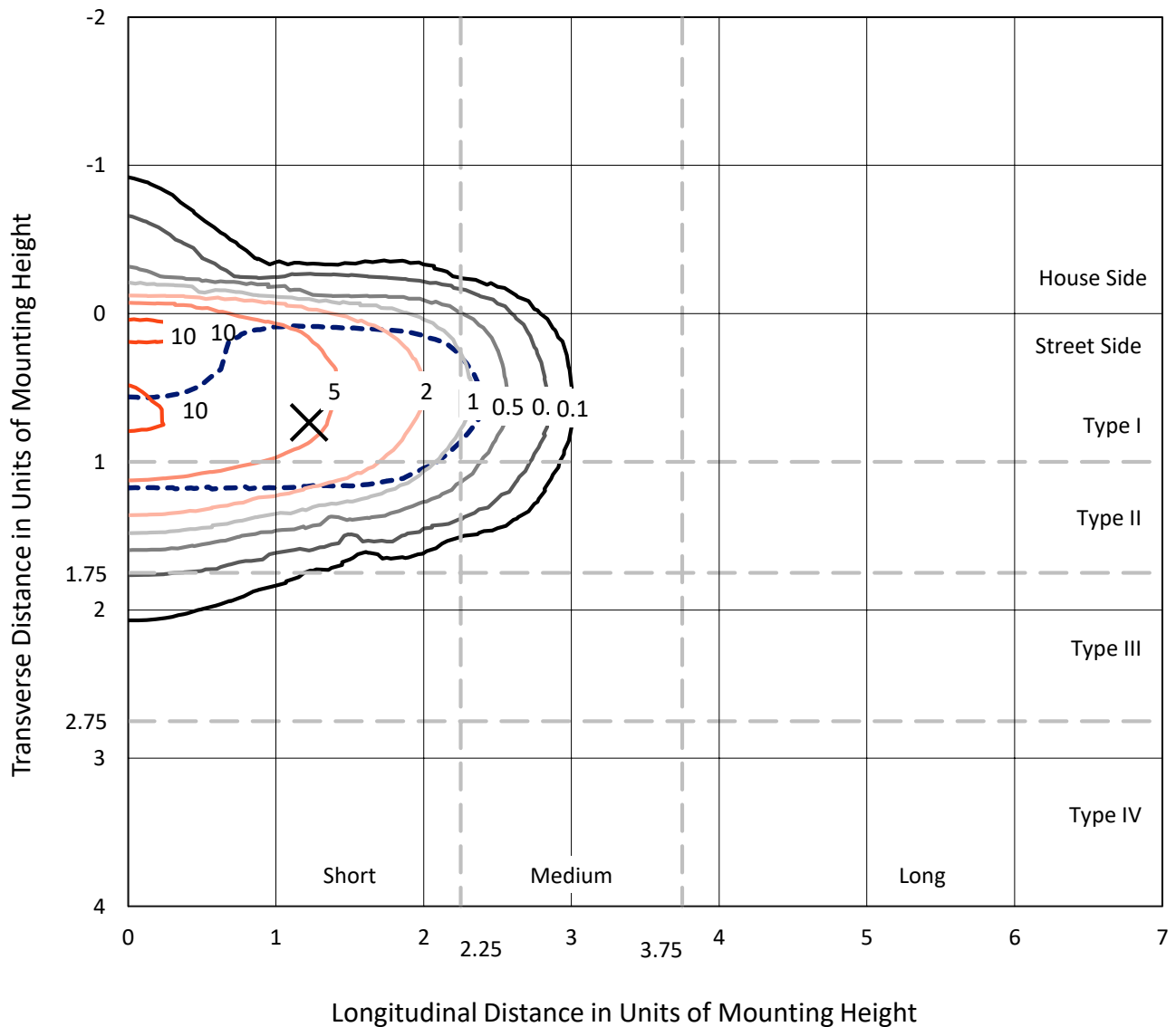


REPORT NUMBER: P300759

CATALOG NUMBER: GAA-AF-07-LED-U-AFL-600-HSS

Iso-Footcandle Lines of Horizontal Illumination

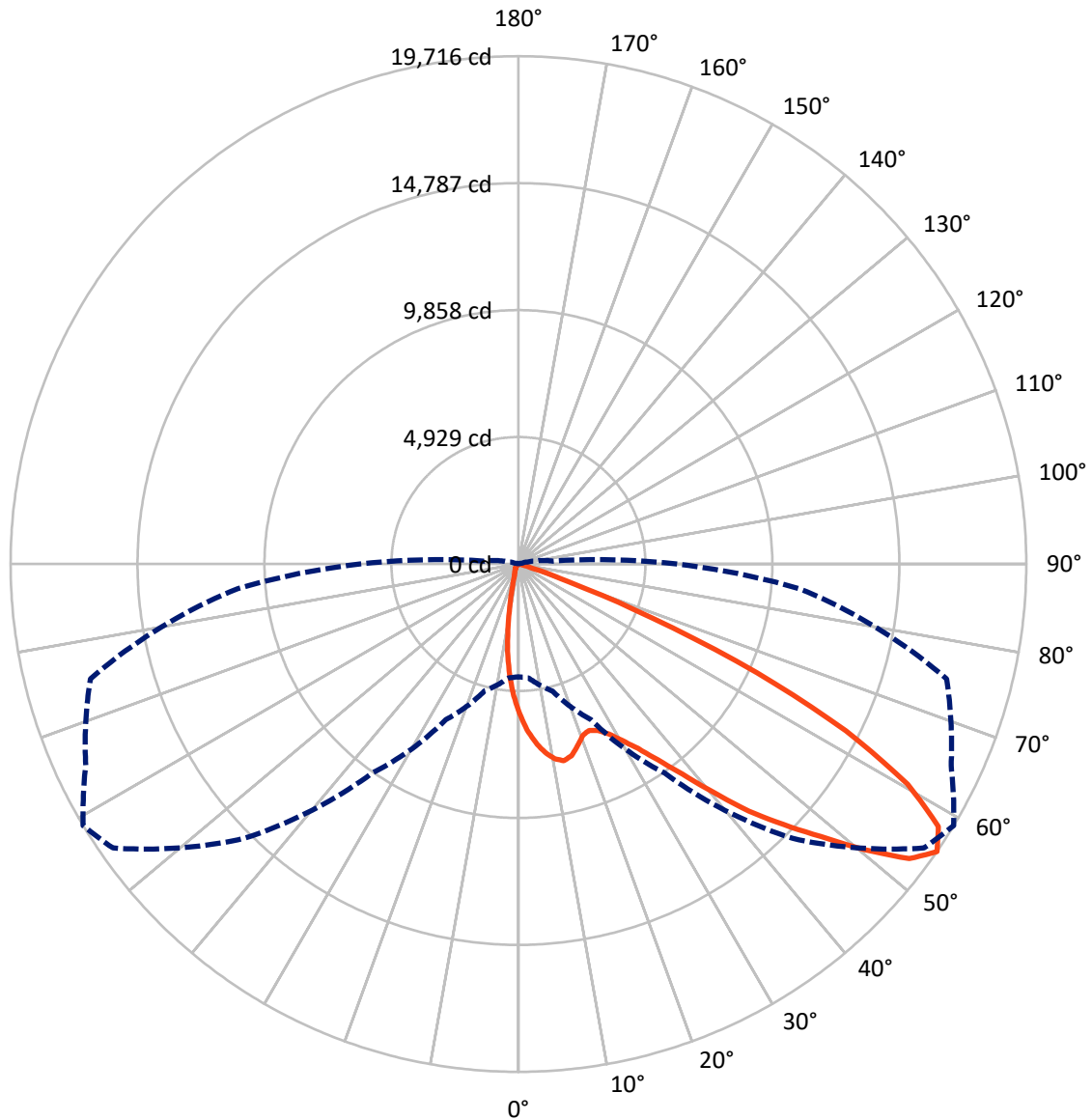
✕ Max cd
 - - - 1/2 Max cd



Based on 25 foot mounting height. Maximum calculated value = 11.6 fc
 Type II - Short - Full Cutoff

REPORT NUMBER: P300759
CATALOG NUMBER: GAA-AF-07-LED-U-AFL-600-HSS

Luminous Intensity Polar Plot



— Vertical Plane Through 59-Deg Lateral - - - Horizontal Cone Through 55-Deg Vertical

REPORT NUMBER: P300759

CATALOG NUMBER: GAA-AF-07-LED-U-AFL-600-HSS

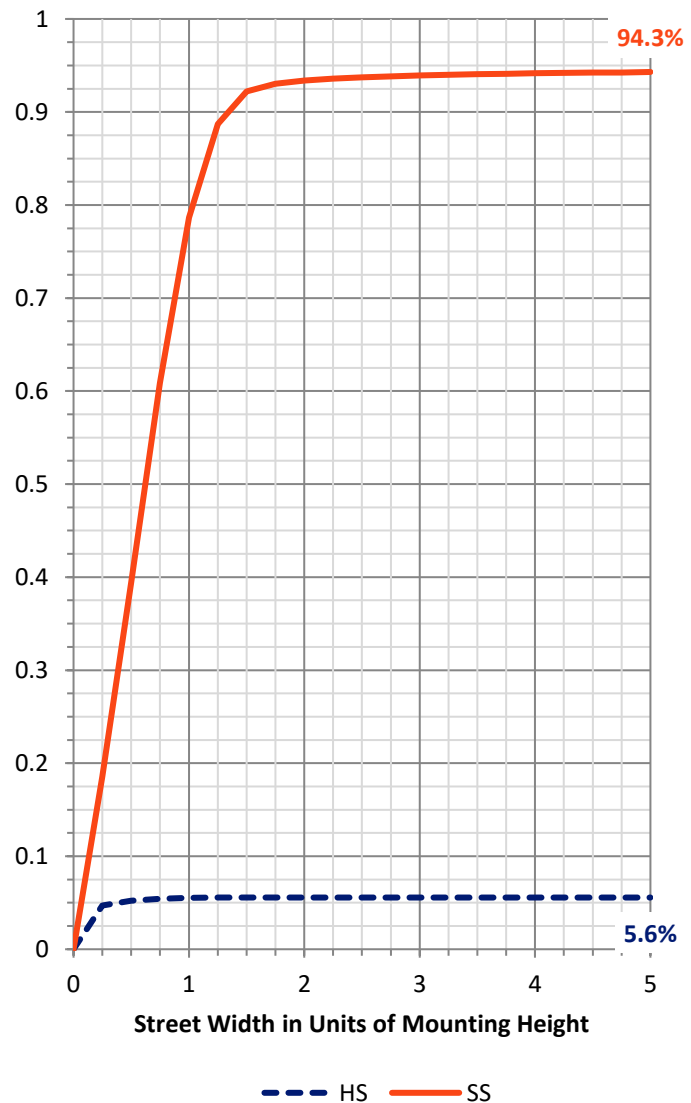
FLUX DISTRIBUTION:

		Downward	Upward	Total
House Side	Lumens	1152.1	0.0	1152.1
	% Fixture	5.6	0.0	5.6
Street Side	Lumens	19474.9	0.0	19474.9
	% Fixture	94.4	0.0	94.4
Total	Lumens	20627.0	0.0	20627.0
	% Fixture	100.0	0.0	100.0

ZONAL LUMENS:

Zone	Lumens	% Fixture
0°-10°	486.3	2.4
10°-20°	1164.5	5.6
20°-30°	1981.5	9.6
30°-40°	3407.7	16.5
40°-50°	5261.1	25.5
50°-60°	5289.1	25.6
60°-70°	2712.3	13.1
70°-80°	293.9	1.4
80°-90°	30.7	0.1
90°-100°	0.0	0.0
100°-110°	0.0	0.0
110°-120°	0.0	0.0
120°-130°	0.0	0.0
130°-140°	0.0	0.0
140°-150°	0.0	0.0
150°-160°	0.0	0.0
160°-170°	0.0	0.0
170°-180°	0.0	0.0
0°-90°	20627.0	100.0
0°-180°	20627.0	100.0

Coefficient of Utilization



REPORT NUMBER: P300759

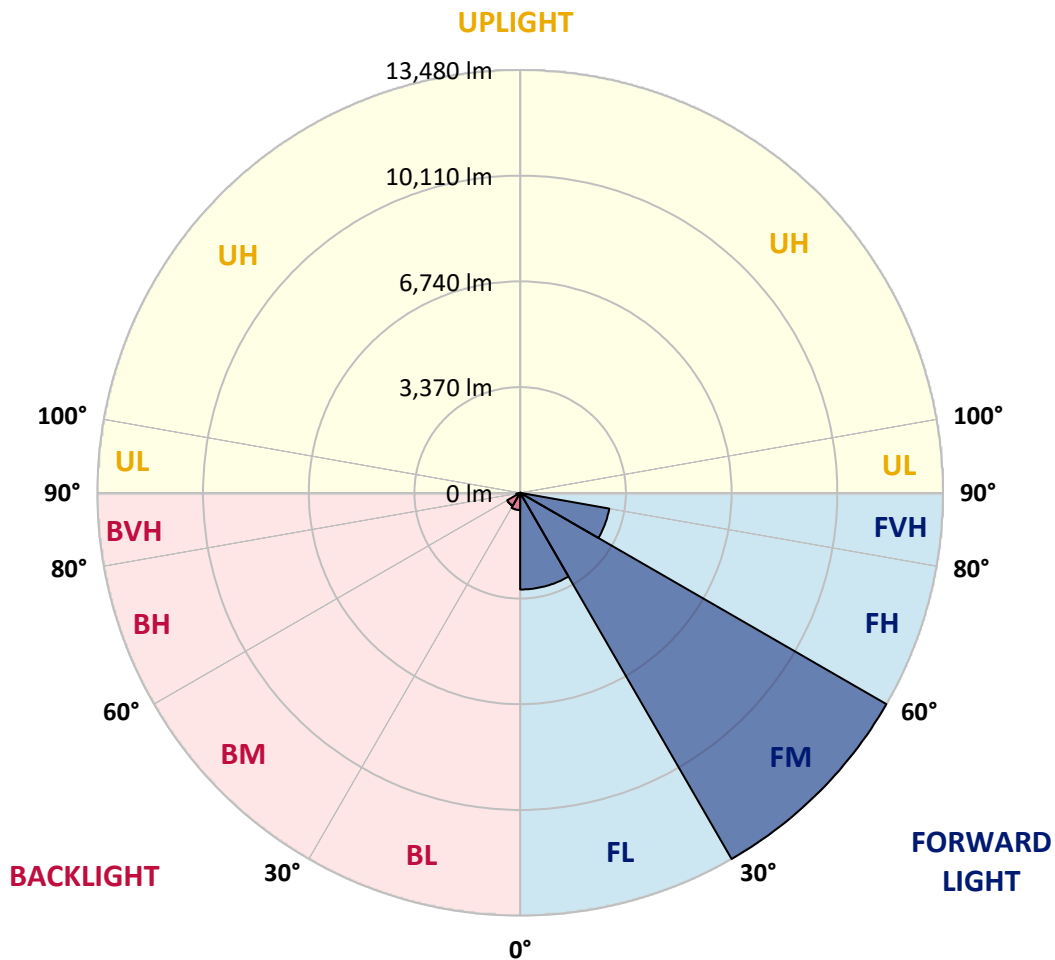
CATALOG NUMBER: GAA-AF-07-LED-U-AFL-600-HSS

LUMINAIRE CLASSIFICATION SYSTEM LUMEN TABLE AND BUG RATING:

Zone		Lumens	% Fixture	Zone Rating/Lumen Limit		
				B	U	G
FL	(0°-30°)	3082.4	14.9			
FM	(30°-60°)	13479.7	65.3			
FH	(60°-80°)	2882.8	14.0			G2/5000
FVH	(80°-90°)	30.1	0.1			G1/100
BL	(0°-30°)	549.9	2.7	B2/1000		
BM	(30°-60°)	478.2	2.3	B1/1000		
BH	(60°-80°)	123.4	0.6	B1/500		G1/500
BVH	(80°-90°)	0.6	0.0			G0/10
UL	(90°-100°)	0.0	0.0		U0/0	
UH	(100°-180°)	0.0	0.0		U0/0	

BUG Rating: B2-U0-G2

Type II Short





REPORT NUMBER: P300759

CATALOG NUMBER: GAA-AF-07-LED-U-AFL-600-HSS

CANDELA DISTRIBUTION (FULL):

	0°	5°	15°	25°	35°	45°	55°	59°	65°	75°	85°
0°	5806.4	5806.4	5806.4	5806.4	5806.4	5806.4	5806.4	5806.4	5806.4	5806.4	5806.4
2.5°	6870.3	6797.3	6775.4	6760.8	6693.8	6609.8	6495.4	6441.8	6332.3	6155.8	5939.1
5°	7499.7	7486.3	7437.6	7410.8	7339.0	7219.7	7037.1	6949.5	6775.4	6478.4	6090.1
7.5°	7224.6	7308.6	7375.5	7487.5	7628.7	7623.8	7470.5	7379.2	7184.4	6792.4	6258.0
10°	6161.9	6230.0	6339.6	6594.0	7112.6	7570.3	7750.4	7684.7	7528.9	7080.9	6419.9
12.5°	5953.7	5946.4	5965.9	6040.1	6311.6	6964.1	7703.0	7835.6	7804.0	7345.1	6573.3
15°	6064.5	6056.0	6053.5	6079.1	6144.8	6419.9	7346.3	7727.3	7972.0	7589.7	6703.6
17.5°	6374.9	6338.4	6318.9	6298.2	6278.7	6346.9	6917.8	7424.2	7997.5	7804.0	6811.9
20°	6906.8	6846.0	6774.2	6657.3	6547.8	6513.7	6737.6	7112.6	7906.2	7967.1	6882.5
22.5°	7575.1	7497.2	7373.1	7160.0	6937.3	6808.2	6826.5	7014.0	7769.9	8144.8	6915.4
25°	8326.2	8226.4	8060.8	7765.0	7437.6	7208.7	7089.4	7155.2	7707.8	8353.0	6953.1
27.5°	9130.8	9020.0	8803.4	8400.5	8029.2	7720.0	7476.5	7468.0	7813.7	8625.6	7014.0
30°	9928.1	9911.1	9628.7	9202.6	8710.9	8334.7	7984.1	7939.1	8109.5	9003.0	7134.5
32.5°	10992.0	10864.2	10518.5	10080.3	9513.0	9061.4	8646.3	8541.7	8563.6	9442.4	7320.7
35°	12333.5	12193.5	11706.6	11101.6	10467.4	9934.2	9475.3	9332.9	9279.3	10161.9	7634.8
37.5°	13200.2	13197.8	12892.2	12276.3	11595.8	11007.9	10508.8	10342.0	10233.7	11031.0	8121.7
40°	13223.3	13280.5	13320.7	13314.6	12830.1	12288.4	11845.4	11639.6	11387.7	12192.3	8751.0
42.5°	12513.6	12660.9	13015.2	13616.5	13903.8	13688.3	13314.6	13112.5	12737.6	13435.1	9517.9
45°	11554.4	11656.7	12276.3	13384.0	14485.6	15076.0	14791.2	14429.6	13935.4	14731.5	10205.7
47.5°	11124.7	11143.0	11543.5	12759.5	14529.5	16213.0	16385.8	15797.9	15023.7	15776.0	10743.7
50°	9840.5	9873.4	10426.0	11677.4	14015.8	16749.8	17987.8	17430.2	16210.5	16580.6	10939.7
52.5°	7416.9	7463.1	8164.3	9898.9	12603.7	16520.9	19134.4	18999.3	17510.6	16973.8	10950.7
55°	4376.1	4437.0	5106.5	6663.4	9913.5	15065.1	19219.6	19716.3	18536.7	17206.3	10933.6
57.5°	2043.8	2086.4	2469.9	3432.7	6165.5	11906.2	17936.6	19224.5	19102.8	17329.2	11054.1
60°	1085.8	1098.0	1190.5	1486.3	2786.4	7549.6	15432.7	17359.6	18586.7	17499.6	11201.4
62.5°	830.2	833.8	829.0	864.3	1171.0	3351.2	11665.2	14271.4	16508.8	17371.8	11038.3
65°	719.4	725.5	691.4	682.9	751.1	1195.4	6930.0	10172.8	12972.6	15646.9	9926.9
67.5°	645.2	647.6	606.2	570.9	583.1	646.4	2734.0	5569.1	8586.7	11469.2	7195.3
70°	594.0	591.6	546.6	490.6	474.7	441.9	869.1	2041.4	4103.5	5816.2	3346.3
72.5°	525.9	527.1	505.2	432.1	394.4	309.2	402.9	595.3	1224.6	1584.9	783.9
75°	466.2	460.1	433.4	387.1	325.0	203.3	199.6	265.4	377.4	374.9	169.2
77.5°	337.2	331.1	339.6	317.7	249.5	131.5	99.8	127.8	153.4	148.5	47.5
80°	247.1	243.5	219.1	264.1	220.3	90.1	62.1	68.2	79.1	67.0	14.6
82.5°	169.2	168.0	154.6	146.1	125.4	54.8	39.0	42.6	51.1	37.7	7.3
85°	26.8	30.4	112.0	88.9	74.3	24.3	26.8	29.2	34.1	20.7	2.4
87.5°	0.0	0.0	52.3	46.3	14.6	9.7	15.8	17.0	17.0	11.0	0.0
90°	0.0	0.0	0.0	0.0	0.0	0.0	0.0	0.0	0.0	0.0	0.0



REPORT NUMBER: P300759

CATALOG NUMBER: GAA-AF-07-LED-U-AFL-600-HSS

CANDELA DISTRIBUTION (continued):

	90°	95°	105°	115°	125°	135°	145°	155°	165°	175°	180°
0°	5806.4	5806.4	5806.4	5806.4	5806.4	5806.4	5806.4	5806.4	5806.4	5806.4	5806.4
2.5°	5828.3	5706.6	5481.4	5248.9	5033.5	4776.6	4600.1	4467.4	4314.0	4272.7	4362.7
5°	5868.5	5638.4	5154.0	4626.9	4131.4	3582.5	3162.5	2830.2	2529.5	2427.3	2519.8
7.5°	5931.8	5589.8	4799.7	3931.8	3070.0	2213.0	1626.3	1240.4	994.5	921.5	960.4
10°	5995.1	5519.1	4389.5	3108.9	1930.6	1077.3	701.2	559.9	507.6	496.7	502.7
12.5°	6047.4	5424.2	3889.2	2210.6	1032.3	577.0	458.9	435.8	428.5	428.5	430.9
15°	6079.1	5280.6	3296.4	1406.0	594.0	435.8	400.5	393.2	393.2	394.4	396.8
17.5°	6075.4	5098.0	2647.6	850.9	444.3	385.9	365.2	359.1	357.9	360.3	361.5
20°	6030.4	4859.4	1996.3	561.2	387.1	351.8	331.1	320.1	318.9	321.4	323.8
22.5°	5945.2	4564.8	1427.9	432.1	349.4	318.9	293.4	283.6	283.6	286.1	288.5
25°	5841.7	4204.5	976.3	366.4	315.3	283.6	259.3	250.8	253.2	259.3	260.5
27.5°	5712.7	3799.1	663.4	314.1	273.9	248.3	230.1	224.0	230.1	238.6	241.0
30°	5601.9	3376.7	473.5	271.5	232.5	214.2	203.3	203.3	211.8	227.6	231.3
32.5°	5516.7	2967.7	365.2	239.8	202.1	186.2	180.2	186.2	199.6	215.5	219.1
35°	5505.8	2630.5	309.2	214.2	180.2	164.3	161.9	172.9	186.2	198.4	200.9
37.5°	5589.8	2318.9	278.8	193.5	160.7	146.1	143.6	157.0	170.4	185.0	188.7
40°	5749.2	2074.2	256.8	174.1	144.9	129.0	124.2	133.9	152.2	171.6	176.5
42.5°	5956.2	1872.2	232.5	154.6	129.0	107.1	101.0	112.0	131.5	152.2	158.2
45°	6153.4	1698.1	205.7	132.7	108.3	82.8	80.3	94.9	104.7	125.4	130.2
47.5°	6261.7	1544.7	182.6	108.3	84.0	67.0	67.0	70.6	80.3	104.7	109.6
50°	6225.2	1421.8	158.2	80.3	58.4	51.1	51.1	49.9	64.5	84.0	87.6
52.5°	6152.1	1351.2	136.3	62.1	40.2	36.5	32.9	36.5	45.0	53.6	54.8
55°	6141.2	1339.0	114.4	49.9	28.0	24.3	18.3	18.3	18.3	17.0	14.6
57.5°	6226.4	1358.5	96.2	40.2	20.7	15.8	9.7	0.0	0.0	0.0	0.0
60°	6314.0	1379.2	82.8	28.0	14.6	8.5	1.2	0.0	0.0	0.0	0.0
62.5°	6168.0	1332.9	69.4	17.0	11.0	3.7	0.0	0.0	0.0	0.0	0.0
65°	5418.1	1134.5	54.8	12.2	7.3	0.0	0.0	0.0	0.0	0.0	0.0
67.5°	3853.9	759.6	36.5	7.3	1.2	0.0	0.0	0.0	0.0	0.0	0.0
70°	1759.0	317.7	23.1	2.4	0.0	0.0	0.0	0.0	0.0	0.0	0.0
72.5°	376.1	98.6	15.8	0.0	0.0	0.0	0.0	0.0	0.0	0.0	0.0
75°	76.7	71.8	6.1	0.0	0.0	0.0	0.0	0.0	0.0	0.0	0.0
77.5°	24.3	113.2	0.0	0.0	0.0	0.0	0.0	0.0	0.0	0.0	0.0
80°	14.6	81.6	0.0	0.0	0.0	0.0	0.0	0.0	0.0	0.0	0.0
82.5°	2.4	12.2	0.0	0.0	0.0	0.0	0.0	0.0	0.0	0.0	0.0
85°	0.0	0.0	0.0	0.0	0.0	0.0	0.0	0.0	0.0	0.0	0.0
87.5°	0.0	0.0	0.0	0.0	0.0	0.0	0.0	0.0	0.0	0.0	0.0
90°	0.0	0.0	0.0	0.0	0.0	0.0	0.0	0.0	0.0	0.0	0.0

(END OF REPORT)